
RANGE SUMMARY

The EnerSys[®] range of PowerSafe[®] SBS batteries continues to offer unrivalled choice and performance in compact and energy dense configurations. PowerSafe SBS batteries are manufactured to the highest international standards and are ideal for reliable use in all wireless and fixed-line communication applications. PowerSafe SBS batteries are also widely used in cable TV, emergency lighting, power generation and offshore applications.

The PowerSafe SBS battery range is available in several configurations including the front terminal series, which has become extremely popular in leading edge telecom applications. Smaller than the competition, the design of the front terminal series offers improved flexibility where space is limited and makes installation and maintenance easier and faster.

PowerSafe SBS batteries are designed to cope with raised temperatures and harsh environments. The advanced pure lead plate technology and unique manufacturing methods used by EnerSys, make PowerSafe SBS batteries the first choice for long and trouble-free service. The maximum operating temperature of the PowerSafe SBS J battery series can be extended to 80°C via an optional metal jacket.

Features & Benefits

- Capacity range: 7Ah - 360Ah
- 2V, 6V, and 12V configurations
- High energy density
- Long design life
- Up to two year shelf life
- Wide operating temperature range:
-40°C to +50°C



EnerSys[®]

Power/Full Solutions

RESERVE
POWER

Construction

- Positive plates - pure lead grids manufactured using a unique process
- Negative plates - provide perfect balance with the positive plates to ensure optimum recombination efficiency
- Separators - superior quality microporous glass mat separator with high absorption and stability
- Containers and lids - UL94 V-0 rated flame retardant material, highly resistant to shock and vibration (J types are PPO resin, all others are ABS)
- Electrolyte - high grade dilute sulphuric acid absorbed into separator material
- Terminal design - leak resistant patented dual seal terminal design

- Self-regulating pressure relief valves - prevent ingress of atmospheric oxygen
- Flame arrestors - built into each bloc for increased operational safety

Installation and Operation

- PowerSafe® SBS batteries are designed for use in cabinets or on stands, close to the point of use. A separate battery room is not required
- Cells and monoblocs can be mounted in any orientation except inverted
- Recommended float charge voltage: 2.29Vpc @ 20°C (68°F) or 2.27Vpc @ 25°C (77°F)
- Up to two year shelf life
- Low maintenance: no water addition required

- Several PowerSafe SBS battery types are also available for underwater applications

Standards

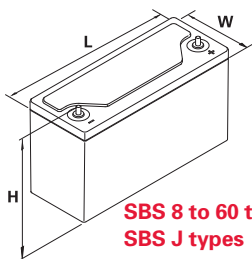
- Designed to be compliant with international standard IEC 60896/21 & 22
- Classified as "Long Life" according to Eurobat guide 1999
- Conforms to Telcordia® SR-4228
- Recognised by UL (UL Standard 1989)
- Approved as non-spillable cargo for ground, sea and air transportation in accordance with US DOT Regulation 49 and ICAO & IATA Packing Instruction 806
- Manufactured in EnerSys® ISO™ 9001:2000 and ISO 14001:2004 certified production facilities

General Specifications

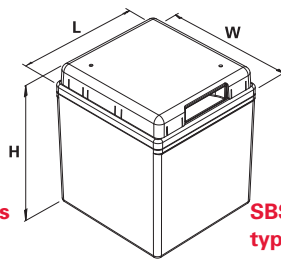
Battery Type	Number of Cells	Nominal Voltage (V)	Nominal Capacity (Ah)		Nominal Dimensions						Typical Weight		Short Circuit Current (A) ⁽²⁾	Internal Resistance (mΩ) ⁽²⁾	Terminals
			10 hr rate to 1.80Vpc @ 20°C	8 hr rate to 1.75Vpc @ 77°F	Length mm	Length in	Width mm	Width in	Height mm	Height in	kg	lbs			
SBS 8	6	12	7	7	138	5.4	86	3.4	99	3.9	2.7	5.9	455	27.1	2 x M4 F
SBS 15	6	12	14	14	200	7.9	77	3.0	140	5.5	5.7	12.5	891	13.5	2 x M6 M
SBS 30	6	12	26	26	250	9.8	97	3.8	156	6.1	9.5	20.9	1556	7.9	2 x M6 M
SBS HB30 ⁽¹⁾	6	12	26	26	250	9.8	97	3.8	156	6.1	9.6	21.1	1556	7.9	harness
SBS 40	6	12	38	38	250	9.8	97	3.8	206	8.1	12.7	28.0	2184	5.6	2 x M6 M
SBS 60	6	12	51	51	220	8.7	121	4.8	261	10.3	18.5	40.7	2618	4.4	2 x M6 M
SBS 110	3	6	115	116	200	7.9	208	8.2	239	9.4	21.2	46.6	3804	1.7	2 x M8 M
SBS 130	3	6	132	133	200	7.9	208	8.2	239	9.4	22.7	49.9	4111	1.4	2 x M8 M
SBS 300	1	2	310	307	200	7.9	208	8.2	239	9.4	21.7	47.7	8700	0.23	2 x M8 M
SBS 390	1	2	360	361	200	7.9	208	8.2	239	9.4	23.2	51.0	11101	0.18	4 x M8 M
SBS J13 ⁽³⁾	6	12	12	12	175	6.9	83	3.3	129	5.1	5.2	11.5	957	13.0	2 x M6 F
SBS J16 ⁽³⁾	6	12	15	15	181	7.1	76	3.0	167	6.6	6.7	14.8	1111	11.0	2 x M6 F
SBS J30 ⁽³⁾	6	12	26	26	166	6.5	175	6.9	125	4.9	11.8	26.0	1766	7.0	2 x M6 F
SBS J40 ⁽³⁾	6	12	39	39	197	7.7	165	6.5	170	6.7	17.4	38.2	2400	5.2	2 x M6 F
SBS J70	6	12	64	64	329	12.9	166	6.5	174	6.9	27.6	60.9	3500	3.5	2 x M6 F
SBS B8	6	12	31	31	280	11.0	97	3.8	159	6.3	10.3	22.7	1270	10.0	2 x M8 F
SBS B8F	6	12	31	31	303	11.9	97	3.8	159	6.3	10.3	22.7	1270	10.0	2 x M6 M
SBS B10	6	12	38	38	280	11.0	97	3.8	184	7.2	12.8	28.2	1390	9.0	2 x M8 F
SBS B10F	6	12	38	38	303	11.9	97	3.8	184	7.2	12.8	28.2	1390	9.0	2 x M6 M

Notes:

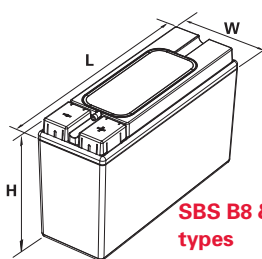
- ⁽¹⁾ SBS HB30 battery is fitted with a 533mm/21 inch harness that terminates in a 2-pin polarised plug-in connector, which is compatible with embedded power SLC systems.
- ⁽²⁾ Figures obtained via IEC method.
- ⁽³⁾ Optional metal jackets are available for SBS J types. To order an SBS J type with a metal jacket add "X" to the part number (eg: "SBS J13X").



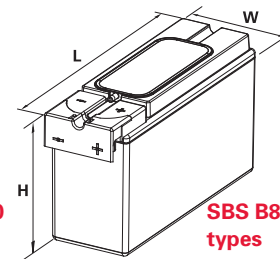
SBS 8 to 60 types
SBS J types



SBS 110-390 types



SBS B8 & B10 types



SBS B8F & B10F types



www.enersys-emea.com

EnerSys
P.O. Box 14145
Reading, PA 19612-4145
USA
Tel: +1-610-208-1991
+1-800-538-3627
Fax: +1-610-372-8613

EnerSys Europe
Zurich, Switzerland
EnerSys Asia
152 Beach Road
Gateway East Building
Level 11
189721 Singapore
Tel. +65 6508 1780

EnerSys Ltd.
Rake Lane,
Clifton Junction,
Swinton, Manchester
M27 8LR, UK
Tel: +44 (0)161 794 4611
Fax: +44 (0)161 727 3809

Contact:

Trademarks and logos are the property of EnerSys and its affiliates, except ISO™ and Telcordia®, which are not the property of EnerSys.