

PowerSafe®

Sustainable solutions



PowerSafe® OPzV

The PowerSafe® OPzV range has been specifically developed for renewable energy applications and in particular solar energy systems.

These single 2 volt cells are optimised for repeated deep cycling, high reliability and very low maintenance. This balanced combination of features makes OPzV cells the ideal solution for many of the most demanding applications and particularly for unmanned or remote installations where the highest level of reliability is essential.

The design brings together Valve Regulated Lead Acid (VRLA) technology and high performance tubular positive plates to produce an exceptional combination of benefits in a single cell.

VRLA technology has been enhanced to withstand the repeated, deep discharge of cells used for solar energy storage. It avoids the water loss associated with conventional lead acid batteries and therefore eliminates the need for topping-up. The use of a gel electrolyte means there is no free acid inside the cell so it can operate horizontally and vertically and be transported safely without fear of spills.

Tubular positive plates are widely used in batteries for heavy-duty cycling applications. This robust construction has been incorporated within the OPzV design to compliment the low-maintenance features of the VRLA technology.

Key Benefits

- Capacities from 273Ah to 3932Ah at the 120 hour rate (C120)
- Up to 4400 cycles to 25% depth of discharge
- Highest EUROBAT classification - 'Long Life'
- Vertical or horizontal installation
- No topping up required
- Minimal maintenance required
- Excellent operational safety including: fully insulated connectors, immobilised electrolyte, one way pressure relief valve with integral flame arrestor

EnerSys®
Power/Full Solutions

| General Specifications | | | Nominal Capacity (Ah) | | Nominal Dimensions | | | | | | Typical Weight | | Short Circuit Current (A) | Internal Resistance (mΩ) |
|------------------------|---------------------|---------------------|-----------------------------|------------------------------|--------------------|------|-------|-------|--------|-------|----------------|-------|---------------------------|--------------------------|
| | Nominal Voltage (V) | Number of Terminals | 10 hr rate to 1.80Vpc @20°C | 120 hr rate to 1.85Vpc @25°C | Length | | Width | | Height | | kg | lbs | | |
| | | | mm | in | mm | in | mm | in | mm | in | | | | |
| 4 OPzV 200 | 2 | 2 | 215 | 273 | 103 | 4.06 | 206 | 8.12 | 403 | 15.88 | 19.5 | 43 | 2195 | 0.95 |
| 5 OPzV 250 | 2 | 2 | 265 | 343 | 124 | 4.89 | 206 | 8.12 | 403 | 15.88 | 23.5 | 51.9 | 2737 | 0.76 |
| 6 OPzV 300 | 2 | 2 | 320 | 413 | 145 | 5.71 | 206 | 8.12 | 403 | 15.88 | 28.0 | 61.8 | 3175 | 0.66 |
| 5 OPzV 350 | 2 | 2 | 385 | 484 | 124 | 4.89 | 206 | 8.12 | 520 | 20.49 | 31.0 | 68.4 | 3410 | 0.61 |
| 6 OPzV 420 | 2 | 2 | 465 | 574 | 145 | 5.71 | 206 | 8.12 | 520 | 20.49 | 36.5 | 80.5 | 4043 | 0.51 |
| 7 OPzV 490 | 2 | 2 | 540 | 678 | 166 | 6.54 | 206 | 8.12 | 520 | 20.49 | 42.0 | 92.6 | 4607 | 0.45 |
| 6 OPzV 600 | 2 | 2 | 705 | 895 | 145 | 5.71 | 206 | 8.12 | 695 | 27.38 | 50.0 | 110.3 | 3796 | 0.55 |
| 8 OPzV 800 | 2 | 4 | 940 | 1187 | 210 | 8.27 | 191 | 7.53 | 695 | 27.38 | 68.0 | 150 | 5200 | 0.40 |
| 10 OPzV 1000 | 2 | 4 | 1170 | 1491 | 210 | 8.27 | 233 | 9.18 | 695 | 27.38 | 82.0 | 180.8 | 6460 | 0.32 |
| 12 OPzV 1200 | 2 | 4 | 1410 | 1796 | 210 | 8.27 | 275 | 10.84 | 695 | 27.38 | 97.0 | 213.9 | 7675 | 0.27 |
| 12 OPzV 1500 | 2 | 4 | 1580 | 1967 | 210 | 8.27 | 275 | 10.84 | 845 | 33.29 | 120.0 | 264.6 | 7510 | 0.28 |
| 16 OPzV 2000 | 2 | 6 | 2110 | 2629 | 212 | 8.35 | 397 | 15.64 | 820 | 32.31 | 165.0 | 363.8 | 10048 | 0.21 |
| 20 OPzV 2500 | 2 | 8 | 2640 | 3272 | 212 | 8.35 | 487 | 19.19 | 820 | 32.31 | 200.0 | 441 | 12606 | 0.17 |
| 24 OPzV 3000 | 2 | 8 | 3170 | 3932 | 212 | 8.35 | 576 | 22.69 | 820 | 32.31 | 240.0 | 529.2 | 14964 | 0.14 |

Notes: The electrical values shown in the table relate to performance from a fully charged condition at ambient temperature of +25°C. Height shown is overall height, including connectors and shrouds.

Installation and Operation

- Cells can be installed horizontally or vertically to minimise use of floor space.
- Optional racking offers easy installation and space saving accommodation.

Standards

- Compliant with international standard IEC 60896-21/22
- Compliant with international standard IEC 61427:2005.
- Low ventilation requirements according to EN 50272-2.
- Manufactured in EnerSys® ISO 9001 and ISO 14001 certified production facilities.

Construction

Positive electrode: tubular plate with lead-tin-calcium alloy.

Negative electrode: flat plate with lead calcium alloy grid.

Separators: low resistance microporous material.

Container and lid: made from Acrylonitrile Butadiene Styrene (ABS) with optional flame retardant ABS available (UL94 V-0).

Electrolyte: sulphuric acid immobilised as a gel.

Terminals: with brass inserts and M10 stainless steel bolts. Coloured washers provided for easy polarity recognition.

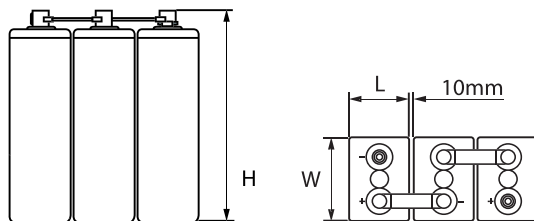
Connectors:

- for vertical installation: insulated solid copper connector (30mm x 3mm).
- for horizontal installation: insulated flexible cable connectors (70mm²).

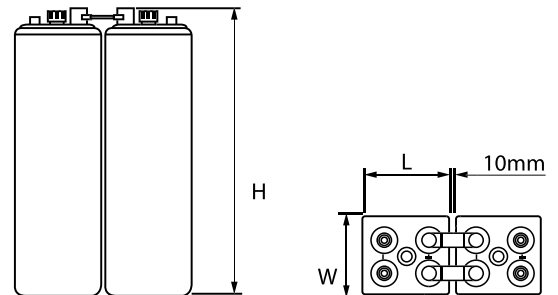
Each connector design is of the bolt-on type and allows for voltage measurements.

Pressure relief valve: one way valve with flame arrestor.

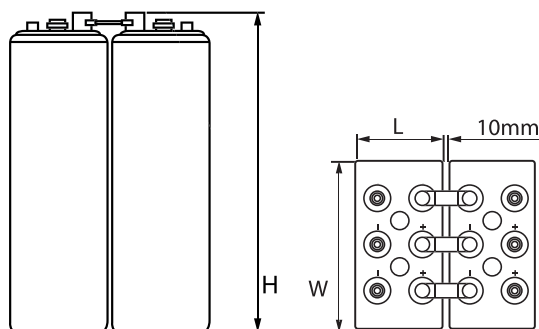
4 OPzV 200 - 6 OPzV 600



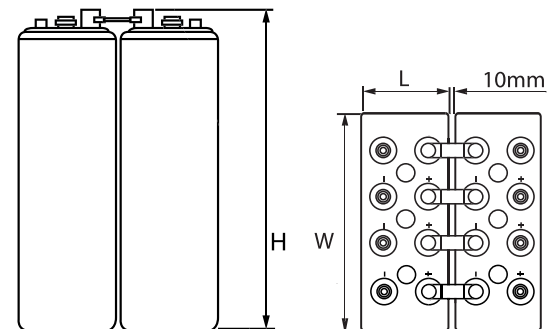
8 OPzV 800 - 12 OPzV 1500



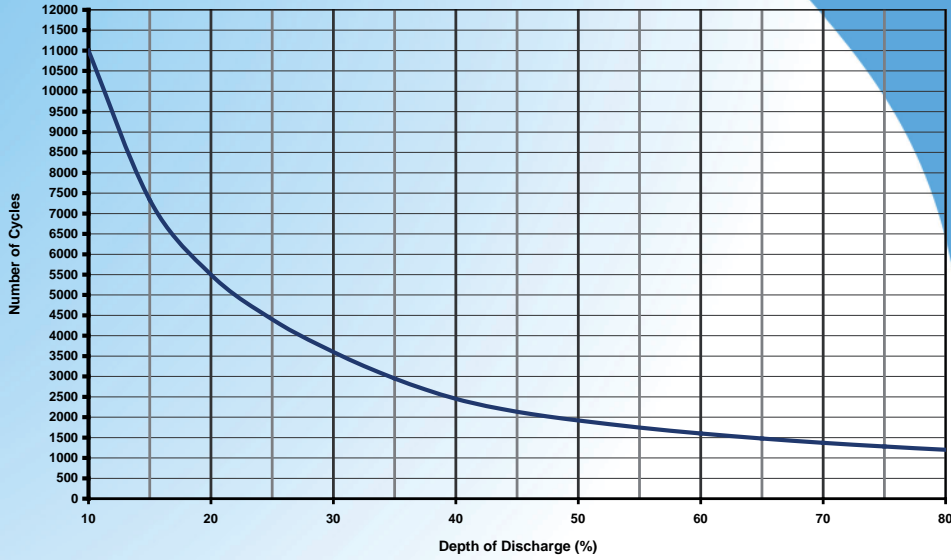
16 OPzV 2000



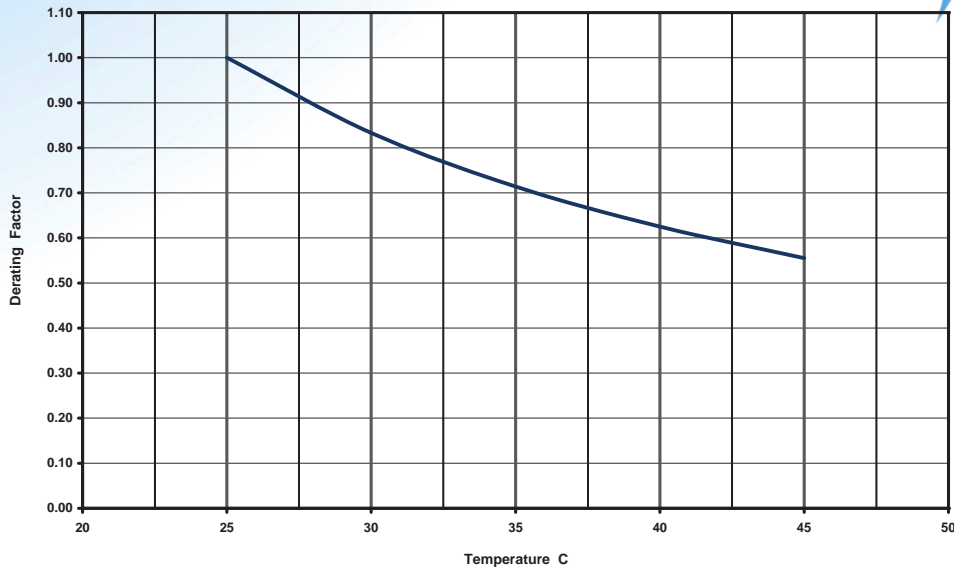
20 OPzV 2500 - 24 OPzV 3000



PowerSafe® OPzV Renewable Energy Applications
 Number of Cycles vs Depth of Discharge (25°C)



Batteries for renewable energy applications
 Derating factor for number of cycles vs average cell temperature



Publication No. EN-PS-OPzV-RS-002 - July 2011 - Subject to revisions without prior notice. E.&E.O.



Global & Americas Headquarters

EnerSys
 P.O. Box 14145
 Reading
 Pennsylvania 19612-4145
 USA
 Tel. +1-610-208-1991
 Fax +1 610-372-8457

Regional Headquarters

EnerSys Europe (EMEA)
 Löwenstrasse 32
 8001 Zürich
 Switzerland
 www.enersys-emea.com

EnerSys Asia
 152 Beach Road
 Gateway East Building
 Level 11
 189721 Singapore
 Tel: +65 6508 1780
 Fax +65 6292 4380

Please refer to the website address for details of your nearest EnerSys office: www.enersys-emea.com

© 2011 EnerSys®. All rights reserved. Trademarks and logos are the property of EnerSys and its affiliates unless otherwise noted.